

### Front Suspension:

Ride Height: \_\_\_\_\_

Camber: \_\_\_\_\_

Toe: \_\_\_\_\_

Anti-Roll Bar: \_\_\_\_\_

Arm Type: \_\_\_\_\_

Tower Type: \_\_\_\_\_

Wheel Hex: \_\_\_\_\_

Steering Block KPI: \_\_\_\_\_

Caster Block Insert: 0 ☐ +2.5 ☐ +5 ☐

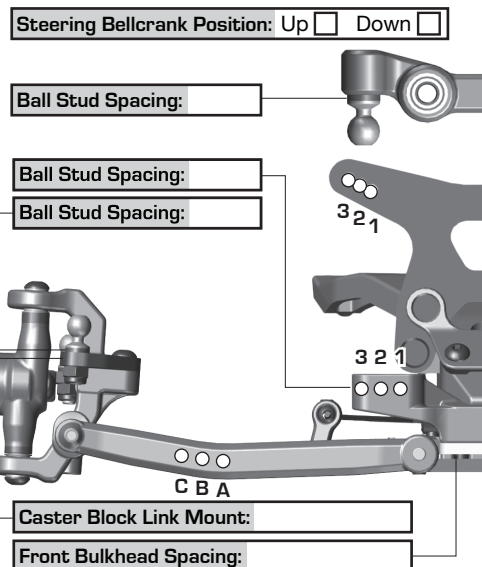
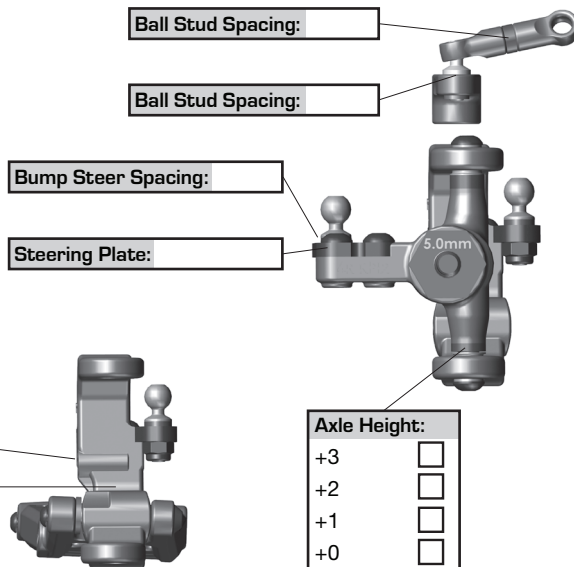
Bulkhead Type: \_\_\_\_\_

Kick-Up Angle: -2.5 ☐ 0 ☐ +2.5 ☐

Steering Stop Spacing: \_\_\_\_\_

Caster Block Spacing: Fwd ☐ Back ☐

Notes: \_\_\_\_\_



### Rear Suspension:

Ride Height: \_\_\_\_\_

Camber: \_\_\_\_\_

Anti-Roll Bar: \_\_\_\_\_

Arm Type: \_\_\_\_\_

Tower Type: \_\_\_\_\_

Arm Spacing: Fwd ☐ Mid ☐ Back ☐

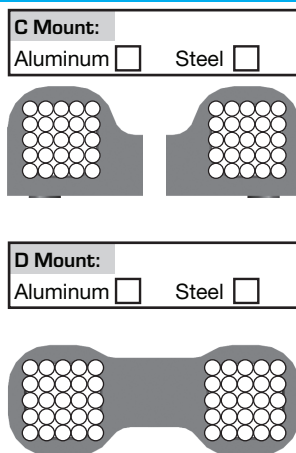
Wheel Hex: \_\_\_\_\_

Hub Type: Std ☐ HRC ☐

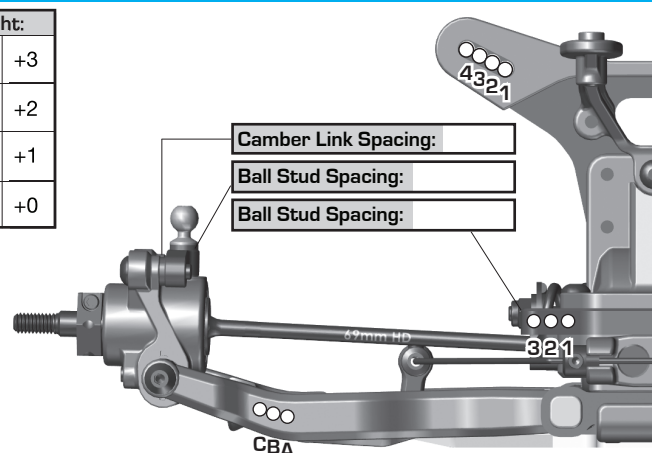
Hub Spacing: Fwd ☐ Mid ☐ Back ☐

Drive Shaft: CVA's ☐ Universals ☐

Notes: \_\_\_\_\_



Axle Height:		
▼0	3▲	+3
▼1	2▲	+2
▲1	2▼	+1
▲0	3▼	+0



### Electronics:

Radio: \_\_\_\_\_ Servo: \_\_\_\_\_

EPA: Throttle: \_\_\_\_\_ % Brake: \_\_\_\_\_ %

ESC: \_\_\_\_\_

ESC Settings: \_\_\_\_\_

Motor / Wind: \_\_\_\_\_ Timing: \_\_\_\_\_

Pinion: \_\_\_\_\_ Spur: \_\_\_\_\_

Battery Mount: Std ☐ Offset ☐

Back 1 ☐ 2 ☐ 3 ☐ 4 ☐ 5 ☐ Forward

Battery: \_\_\_\_\_ Weight: \_\_\_\_\_

Notes: \_\_\_\_\_

### Drivetrain:

Differential: Ball Diff: ☐

Height: \_\_\_\_\_ Gear Diff: ☐

Diff Setting: \_\_\_\_\_

Notes: \_\_\_\_\_

Slipper Clutch:

Type: \_\_\_\_\_

# of Pads: \_\_\_\_\_

Setting: \_\_\_\_\_

Notes: \_\_\_\_\_

### Shocks:

	Front	Rear
Piston:	_____	_____
Thickness:	_____	_____
Fluid:	_____	_____
Spring:	_____	_____
Limiters:	Int: _____ Ext: _____	Int: _____ Ext: _____
Stroke:	_____	_____
Eyelet:	_____	_____
Cup Offset:	0 <input type="checkbox"/> +5 <input type="checkbox"/> +9 <input type="checkbox"/>	0 <input type="checkbox"/> +5 <input type="checkbox"/> +9 <input type="checkbox"/>
Kashima Bodies:	<input type="checkbox"/>	Chrome Shafts: <input type="checkbox"/> Machined Spacers: <input type="checkbox"/>
Notes:	_____	

Stroke

### Track Info:

Size: \_\_\_\_\_

Surface: \_\_\_\_\_

Traction: \_\_\_\_\_

Moisture: \_\_\_\_\_

Condition: \_\_\_\_\_

Temperature: \_\_\_\_\_

Notes: \_\_\_\_\_

### Tires:

Front Tires: \_\_\_\_\_

Front Compound: \_\_\_\_\_

Front Insert: \_\_\_\_\_

Rear Tires: \_\_\_\_\_

Rear Compound: \_\_\_\_\_

Rear Insert: \_\_\_\_\_

Wheel (F/R): \_\_\_\_\_

Notes: \_\_\_\_\_

### Body, Weight:

Body: \_\_\_\_\_

Front Wing: \_\_\_\_\_

Rear Wing: \_\_\_\_\_

Wing Angle: 0° ☐ 3° ☐ 6° ☐

Chassis Length: \_\_\_\_\_

Servo Weights: \_\_\_\_\_

Electronic Weights: \_\_\_\_\_

Total Vehicle Weight: \_\_\_\_\_

### Vehicle Comments:

Notes: \_\_\_\_\_